

Lake Miltona



FALL News

November 2013

lake-miltona.org

Volume 1, No. 8

Directors and Officers for 2013 are listed below. Please thank them for volunteering their time for Lake Miltona.

OFFICERS:

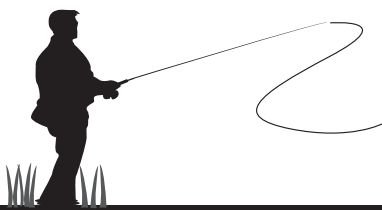
President	Steve DeSutter
Vice President	Marc Bot
Treasurer	Bob Larson
Secretary	Gene Rose

DIRECTORS:

Lynn Glesne	Area 1
John Fair	Area 2A
Jack Anderson	Area 2B
John Fay	Area 2C
Sketter Kingsberg	Area 3A
Vern Suhr	Area 3B
Gene Rose	Area 3C

DIRECTORS continued:

Steve Herth	Area 4
Dick Kuehn	Area 5
(Open)	Area 6
William Moeller	Area 7
Gary Fuchs	Area 8
Jerry Fulton	Area 9
(Open)	Area 10
(Open)	Area 11
Mike Wrobel, Warren Davis	Area 12
Ted Boehne, Tom Brauer	Area 13
Steve DeSutter	Area 14
(Open)	Area 15
Anne Rykken	Area 16
Marc Bot, Bob Larson	Area 17
Pete Anderson, Randy Hansen	Area 18
Don Henning	Area 19



A Message from the President

As docks are being taken out and cabins closed up for the season, the Lake Association is still busy keeping the lake we all love in good shape. We had a very good fundraiser in August; thanks to all the members and businesses

for their continued support of the fundraiser. It is our primary money raiser, so we greatly appreciate your support. Some of the things we are working on this fall are Walleye stocking, and working in conjunction with Douglas Soil and Water to control water runoff into our lake. With the large amounts of rain we had last year, it brought out some necessary things to take care of. We are starting with a couple of projects on the north end of the lake. We hope to complete these by the end of the season next year. If we can filter the water before it

runs in the lake, we will control the amount of fertilizer etc. that goes directly to the lake from farm fields. We would like to thank Mother Nature for taking care of our low water issues we were facing from last year. We look forward to any input the members have. If there are things you would like to see us address, please seek out your board representative so they can bring it to a board meeting for discussion. We sure appreciate your feedback and input.

Thank You, Steve DeSutter

Treasurer's Report

INCOME STATEMENT

INCOME	
Member Dues	8,180.00
Walleye Stocking	10,470.00
Zebra Mussel Prevention	3,580.00
Grants Received	-
Fundraiser	11,770.49
Directory Advertising	-
Other	123.02
TOTAL INCOME	34,123.51
EXPENSES	
Walleye Stocking	-
Zebra Mussel Inspection/Mitigation	496.00
Dues & Donations	3,738.00
Fundraiser	5,027.93
Printing, Publication & Mailing	2,197.82
Insurance	282.00
Lake Management Plan	-
Other	2,536.17
TOTAL EXPENSES	14,277.92
NET INCOME	19,845.59

BALANCE SHEET

CHECKING ACCOUNT BALANCE	39,320.75
CERTIFICATES OF DEPOSIT	24,000.00
LAND/CONSERVATION	55.00
TOTAL ASSETS	63,375.75
FUND BALANCES:	
Walleye Stocking	14,977.50
Zebra Mussel Prevention	9,867.39
Land Donated for Conservation	55.00
General Fund	38,475.86
TOTAL FUNDS	63,375.75

2013 Independence Day Parade Winners

In November 2008, the Lake Miliona Association received a \$200 memorial donation for Ed Williams with no specific designation for its use. The LMA voted to use the \$200 for four cash prizes that were awarded at the Independence Day Boat Parade scheduled for July 4, 2013. Enthusiasm for this year's parade was high so start planning for the parade next year. A plaque with winners names are located at LJ's Restaurant in downtown Miliona. The awards were as follows:

Pontoon

1st place - Randy Hansen
2nd place - Roger Meyer

Boats

1st place - Michelle Hines
2nd place - Brad Botts

NEW: Jet Ski

1st place - Bobbi Larson

Fundraiser Results

	2013	2012	Variance
INCOME			
Dinner Tickets	6,758	6,784	(26)
Prize Tickets	3,251	2,989	262
Donations	1,583	1,038	545
Roll the Bones	178	222	(44)
Total income	11,770	11,033	737
EXPENSES			
Catering for dinner	3,350	2,712	(638)
Refreshments	505	527	22
Prizes	704	300	(404)
Hall rental	335	200	(135)
Miscellaneous	50	124	74
Total expenses	4,944	3,863	(1,081)
Net Earnings for Fundraiser	6,827	7,170	(344)

Paid Memberships

Membership trend over the past six years:

2008	2009	2010	2011	2012	2013
426	388	375	410	413	408

Membership in the Lake Miliona Association is encouraged for those in the lake community as well as the general public.

A membership application is available
on our web site lake-miliona.org
or contact us at P.O. Box 148, Miliona, MN 56354

Lake Miliona Association is a volunteer not-for-profit 501(c)(3) corporation dedicated to water quality and ecological balance. DONATIONS AND DUES ARE TAX DEDUCTIBLE. See IRS Publication 526.

Annual Meeting

Saturday, June 14th, 2014

9:00am

Miliona Community Center


Our annual meeting will feature Dean Beck, Regional Manager, DNR-Fisheries, who will speak to us on the topic of fish stocking in Lake Miliona. We are also pleased to have Bev Bales, District 3 Commissioner, who will provide an update on county and state activities important to Lake Miliona and the surrounding area.

Lake Water Quality Management

Unfortunately, another aqueous invasive species has been found in one of our neighboring lakes: Eurasian milfoil has been found in Lake Le Homme Dieu. Lake Carlos is also designated as a Eurasian milfoil infested lake. Because of this new local threat, the Lake Miltona Association Board has moved to broaden the application of our zebra mussel fund to educate the public about all aqueous invasive species in order to help prevent their spread in our lake, and to reduce or amend their effect on our lake if they are found in our lake. As part of this program the Board urges all folks using Lake Miltona to learn to identify aqueous invasive species and to exercise particular vigilance for zebra mussels and Eurasian milfoil. Information on their identification, the designated infested water list, and what to do if you find one can be found at the Minnesota DNR site: <http://www.dnr.state.mn.us/invasives/index.html>. The Board is continuing to financially support the aqueous invasive species inspection program at our public launch sites to prevent further introduction of aqueous invasive species. With respect to the zebra mussel infestation in Lake Miltona, unfortunately, at the present time no viable treatment is available to eradicate zebra mussels in a lake, nor can their robustness in Lake Miltona be predicted. Therefore, the Board is working with the DNR to maintain suitable programs to monitor their spread. The Board is also continuing to explore options to communicate behaviors and actions to maintain or improve our water quality.

Two new joint maintain/improve water quality projects are underway.

Both of them address the issue of excess runoff into Lake Miltona on two legs of Sandy Beach Road. The first project involves developing a berm and sediment holding area to hold and filter out sediment that washes into the lake from the Smokey Timbers camp's banks above the lake. Major funding for this project is supported by a grant obtained by the Douglas County Soil and Water Conservation District. The \$17,000 grant is to be matched 25% (in money and in-kind service) by the Township, camp and private residents. This project is currently underway. The second project involves runoff that begins in a field north of Miltona CR 14.



In the process of running towards Lake Miltona the runoff created a washout on Sandy Beach Road. The Township has obtained approval to redo the ditches and culverts and to build a barrier to detour the water. Another part of this issue is improvement of the holding pond above CR 14. The Lake Miltona Association was asked to participate financially to this project. This project is expected to cost approximately \$10,000. A grant for this work is expected in 2014 with a matching share again equal to 25%. The Lake Miltona Association Board agreed that this project and the Smokey Timbers project described above are similar water quality/lake maintenance projects. As such, the Board moved

that both of these projects merit financial support by the Lake Miltona Association.

The joint Douglas County SWCD, MNPCA and Lake Miltona Association/ Long Prairie Watershed project that included monitoring for four inlets to Lake Miltona was completed in 2012. As a result of the tests from this monitoring project in 2013 a state developed bacterial reduction plan was implemented for Dittberner's Creek, and the Tamarac Circle inlet site was investigated to determine the cause of its contamination. In addition to the contamination identified from these stream inlets to Lake Miltona, it is important that all of the lakeshore homes and businesses do their part to prevent contamination of our lake's water quality. Most of these properties on or near Lake Miltona have septic systems to treat their sewage. Many synthetic cleaning products, pharmaceuticals and other chemicals find their way into these septic systems. Proper maintenance of the septic systems is vital to ensure that these products do not reach our ground water, nearby surface water, or our lake. The Lake Miltona Association would like to thank the CLEER organization for providing us with about 30 "Septic System Owner's Guides". This 33-page document provides in information of the septic system features, its use and operation, maintenance and care, and troubleshooting. If you would like a copy of this guide, please contact your area Lake Miltona Association Director or the Lake Miltona Association Secretary to arrange for a copy.

2013 Fundraiser Winners

The Association thanks all who attended the fundraiser. Total attendance was 275. A great buffet was provided by RK's Prairie Catering. Refreshments were provided by the Association and Leaf Valley Mercantile. Prizes were donated by 84 area merchants, worth over \$5,587. Thank you, Mall Of America, for donating the children's prizes.

Director volunteers and member volunteers worked diligently to provide another successful fundraiser.

Don Henning, our advance ticket sales champion, sold 113 tickets this year. Thanks Don.

Major prize winners:

Dinner ticket drawing provided by Leaf Valley Sportsmen:

Dale Volmer \$100

Rozanne Rueter \$50

Lynn Willmert \$50

LMA Web Site Redesigned

The new Lake Miltona Association web site can be accessed by entering into your browser either <http://lake-miltona.org> or <http://www.lake-miltona.org> or <http://lake-miltona.org/index.htm>. Our site is now hosted on local servers, Gardonville Cooperative Telephone Association (GCTEL.COM). We've implemented several techniques to make this site more user friendly:

- For navigation simplicity we've implemented a single level of topic tabs and inserted a click scroll to topic sections on pages which are below the first 'look',
- At the bottom of each page is a row of name links to the other site pages as well as a click link back to the top of the page,
- Made the screen layout such that page width automatically fills individual monitors,
- Made the general design more like a newspaper, i.e. multiple page columns, and
- Included contact e-mail links on every page.

We welcome feedback comments from our members and newsletter readers. To comment, e-mail a note to labenson@q.com. Our new site design and maintenance is done by former area 6 director, Lowell A. Benson.

Updating Lake Miltona Area Directory

A great perk included with your LMA membership is the publication of the Lake Miltona Area Directory. Published and delivered every three years, the directory gives you fingertip access to valuable information about the association, your lake neighbors and local businesses. We derive directory information from county tax records as well as LMA membership forms and past directories. Plans are underway for the publication of a new directory and that's why we need your help. We understand things change in this busy world and we want to have the most up-to-date information prior to the spring 2014 publication. Please check your 2011/2013 LMA directory.

WE NEED YOUR HELP

Updating the Spring 2014 Lake Miltona Area Directory

Does your personal information contain a "typo", have you moved within the past three years, changed or added a cell phone number or email address?

Would you like to add your email address or phone number to next year's directory?

Please let us know. There are three ways to make changes or additions to your directory information:

1). E-mail Area 2A Director John Fair at:

jfair1981@yahoo.com

2). Send us a note at:

Lake Miltona Association
Box 148
Miltona, MN 56354

3). Contact your area director listed on page three of the directory and they will coordinate the change

Fundraiser Donor List 2013

2 Guyz Take & Bake pizza	Grand Casino Mille Lacs	R&R Ready Mix
3M	Hayloft	REA
Alexandria Country Club	Herbie's Bar and Grill	RK's Prairie Café
American Heritage Hunting Club	Hilltop Lumber	RND Computers
Anderson Floral	Holiday North	Ron's Warehouse Sales
Bettin Pest Control	Iverson Insurance	Sammy's One Stop
Black Ridge Bank Miltona	Jack Pot	Scherer Printing
Boomerang Sports	Jim and Judy's	Shiela's Place Rose City
Border States Electric	Juettner Motors	Shooting Star Casino
Brenton Engineering	Kathy Mense	Spruce Center Bait
Bug A Boo Bay Resort	Klimek Bros Well Drilling	Star Liquor
Bullet Lawn Care	Lake Miltona Golf	Stubs Marnie
Casey's Amusement Park	Lakes Gas	Subway
Cashwise Liquor	Leaf Valley Mercantile	Tastefully Simple
Central Lakes Restaurant Supply	Leaf Valley Sportsmen	Tennessee Roadhouse
Central Marine & Sports	Life Quest Chiropractic	The Old Mill
Chet's Lakeside Inn	Lindsay Ecowater	Tires Associates
CJP Services	Lions Club of Miltona	Trumm Drug
Corral supper Club	LJ's	Viking Bay Resort
Corries Sanitation	LMA	Wade's Miltona Service
Cullen's Home Center	Mall of America	Walmart
D Michael B's	McDonald's	Wendy VanKirk-Edina Realty
Dairy Queen (north)	Miltona Bay Estates	Woodbury Financial
Dakota Magic Casino	Miltona Blacksmith	Woodland Resort
Dick's Standard	Miltona Custom Meats	Zorbaz
Don Henning Excavating	Miltona Grocery	
Doolittles	Miltona Liquor	
Down On the Corner	Mn Lakes Realty/G. & D. Reiner	
Elden's Food Fair	Northland Dairy & Polaris	
Fine Line Laser Design	Ollies Service	
Fortwengler Electric	Pete's County Market	
Garden Center Lanes	Pine Ridge Golf	
Gas Mart Miltona	Polished Looks Salon	
Geneva Golf Course	Prairie EdgeCasino: Granite Falls	

Thank You to these Merchants who provided over \$5,587 in prizes to our 2013 fundraiser. **Please support them!**

Fish Stocking Report

The DNR completed their fall electro shock survey of small walleye fry and found the counts to be down slightly from last year, but still very good. So we have asked for permission to stock 700 pounds of Walleye fingerlings, and received our permit to do this. They will be approximately 4-6" in length. Last year we stocked 400 pounds so this will be a significant increase and will be put in the lake in November before freeze up. We are able to do this with generous member support and also very generous contributions

from Parkers Praire Sportsmen's club, Leaf Valley Sportsmens' club, and Viking Sportsmen's club in Alexandria. We appreciate your contributions to the fish-stocking fund (found on your annual membership form). With your help, and the DNR's help, we can continue to stock our lake.

Fundraiser 2014

Next year's annual fundraiser will be Saturday evening, August 16, 5:00-10:00 pm at the Miltona Community Center. We are planning the event similar to the 2012 fundraiser with the buffet from 5:00-7:00 pm. Again, your area directors will be selling

advance tickets during the summer at reduced prices \$13 each – children age 16 and under, accompanied by an adult, will be admitted at no charge.

Clothing Report

We will continue to run our online clothing store for LMA members, but only once per year, and the next one will be coming out with the dues letter in the spring. Members have found this a very simple way to get the newest Lake Miltona gear in name brand apparel options. It is quite simple and ships directly to your address. Please look for this in the spring –we appreciate your support of this program.

Ice Fishing Etiquette

- If you packed it onto the ice, pack it off the ice. Also if you see trash, do your part and pick it up. Follow a Leave No Trace philosophy on the ice too.
- Follow the same rules/laws regarding fishing tackle and baits that you would in the open water: no lead tackle, don't throw any form of tackle into the hole or left on the ice.
- Please take utmost care with using and storing petroleum products (used for heating, snowmobiles, power augers, etc). Gasoline spilled on the ice can be toxic to aquatic life. Do not leave in your fish house.
- Never dump bait on the ice or down a hole in the ice. Carry it off and dump it in the trash.
- If you've got to go....don't do it on the ice or in the hole. Human waste contains pathogens and bacteria that are harmful to humans and animals alike, and nutrients that are harmful to lake health. Bring a

portable, self containing toilet or use a nearby bathroom to take care of personal needs.

- If you bring a pet, keep the pet on a leash or make sure they stay with you. Bring an old blanket or coat for the pet to lie on they get cold too. Please clean up after your pet.
- If you bring children please watch them for safety reasons and please don't allow them to run all over the place yelling and screaming.
- If you are drinking alcohol and/or using foul language, please be mindful of others around you, especially families with children.
- If you use an ATV or Snowmobile please keep your distance from folks setup and fishing. Also again be mindful if you're allowing children to use these vehicles and for them to be respectful of others fishing.
- Don't grill other fishermen for information. It is enough to simply ask someone how they are biting. If they then wish to expound on the

subject, thank them for anything they may have enlightened you with.

- Don't crowd other fishermen. Give them and yourself some distance. If you then interact with them and they are amenable to the idea of you moving closer then by all means do so.
- Do not use someone else's drilled holes without their permission.
- Always tell other ice fishermen about any ice safety issues you've encountered.
- Drive carefully and safely.
- When you remove your ice house in the spring, make sure you take ALL of it with you.
- Do not build fire directly on the ice. Wood ash left after a fire contains high levels of phosphorus and other nutrients and minerals that are harmful to lake health. Build fires in a fire-safe container that can be completely removed (including all ashes) when you leave.

Ice Safety

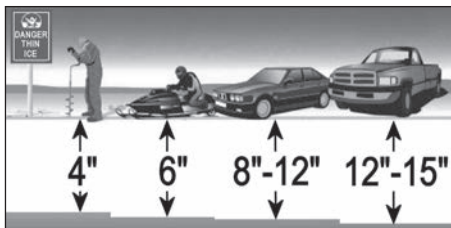
When is ice safe? Reprinted in part, with permission, from the Minnesota Dept. of Natural Resources website.

There really is no sure answer. You can't judge the strength of ice just by its appearance, age, thickness, temperature, or whether or not the ice is covered with snow. Strength is based on all these factors – plus the depth of water under the ice, size of the water body, water chemistry and currents, the distribution of the load on the ice, and local climatic conditions.

General ice thickness guidelines

For New, Clear Ice Only

- 2" or less - STAY OFF
- 4" - Ice fishing or other activities on foot
- 5" - Snowmobile or ATV
- 8" - 12" - Car or small pickup
- 12" - 15" - Medium truck



Remember that these thicknesses are merely guidelines for new, clear, solid ice. Many factors other than thickness can cause ice to be unsafe.

Traveling on Ice

The following guidelines can help you make wise choices...

- Check for known thin ice areas with a local resort or bait shop. Test the thickness yourself using an ice chisel, ice auger or even a cordless 1/4 inch drill with a long bit.
- Refrain from driving on ice whenever possible. If you must drive a vehicle, be prepared to leave it in a hurry—keep windows down and have a simple emergency plan of action you have discussed with your passengers.
- Stay away from alcoholic beverages. Even "just a couple of beers" are enough to cause a careless error in judgment that could cost you your life. And contrary to common belief, alcohol actually makes you colder rather than warming you up.
- Don't "overdrive" your snowmobile's headlight. At even 30 miles per hour, it can take a much longer distance to stop on ice than your headlight shines. Many fatal snowmobile through-the-ice accidents occur because the machine was traveling too fast for the operator to stop when the headlamp illuminated

the hole in the ice.

- Wear a life vest under your winter gear. Or wear one of the new flotation snowmobile suits. And it's a good idea to carry a pair of ice picks that may be home made or purchased from most well stocked sporting goods stores that cater to winter anglers. It's amazing how difficult it can be to pull yourself back onto the surface of unbroken but wet and slippery ice while wearing a snowmobile suit weighted down with 60 lbs of water. The ice picks really help pulling yourself back onto solid ice. **CAUTION:** Do NOT wear a flotation device when traveling across the ice in an enclosed vehicle!

What if you fall in?

What should you do? First, try not to panic. This may be easier said than done, unless you have worked out a survival plan in advance. Read through these steps so that you can be prepared.

Don't hyperventilate. As you hit the water, a physiological reaction known as torso reflex will cause you to gasp for air. Force yourself to take slow, deep breaths. You'll begin to shiver violently and feel intense pain; try to remember that these are natural responses and not life-threatening.

Orient yourself. As you bob in the opening you fell through, turn and face the direction you came from. The ice there was strong enough to hold you until this point, so it should be able to support you as you maneuver out. You don't have time to take a chance on other escape routes.

Lift and kick. Stretch your arms over the ice and shimmy your body up until most of your torso is resting on the ledge. (This way, if you lose consciousness before you're free, you won't slip back under and drown.) Now, as you pull with your arms, kick your legs dolphin-style to propel yourself out.

Recover. Once out, logroll to shore. Resist the urge to rub your arms and legs (which would send the cool blood from your extremities straight to your core) or gulp hot liquids (which would trigger a rush of blood to your skin). Strip, wrap your torso in blankets, and sip a tepid decaf beverage.

What if your vehicle breaks through the ice?

If your car or truck plunges through the ice, the best time to escape is before it sinks, not after. It will stay afloat a few seconds to several minutes depending on the airtightness of the vehicle.

- While the car is still afloat, the best escape hatches are the side windows since the doors may be held shut by the water pressure. If the windows are blocked, try

to push the windshield or rear window out with your feet or shoulder.

- A vehicle with its engine in the front will sink at a steep angle and may land on its roof if the water is 15 feet or deeper. As the car starts its final plunge to the bottom, water rapidly displaces the remaining air. An air bubble can stay in a submerged vehicle, but it is unlikely that it would remain by the time the car hits the bottom.

- When the car is completely filled, the doors may be a little easier to open unless they are blocked by mud and silt. Remember too, chances are that the car will be upside down at this point! Add darkness and near freezing water, and your chances of escape have greatly diminished. This underscores the necessity of getting out of the car before it starts to sink!

Helping someone else

What if someone else falls through and you are the only one around to help? First, call 911 for help. Resist the urge to run up to the edge of the hole.

Preach, Reach, Throw, Row, Go

PREACH Shout to the victim to encourage them to fight to survive and reassure them that help is on the way.

REACH If you can safely reach the victim from shore, extend an object such as a rope, ladder, or jumper cables to the victim. If the person starts to pull you in, release your grip on the object and start over.

THROW Toss one end of a rope or something that will float to the victim. Have them tie the rope around themselves before they are too weakened by the cold to grasp it.

ROW Find a light boat to push across the ice ahead of you. Push it to the edge of the hole, get into the boat and pull the victim in over the bow. It's not a bad idea to attach some rope to the boat, so others can help pull you and the victim to safety.

GO A non professional shouldn't go out on the ice to perform a rescue unless all other basic rescue techniques have been ruled out.

If the situation is too dangerous for you to perform the rescue, call 911 for help and keep reassuring the victim that help is on the way and urge them to fight to survive. Heroics by well meaning but untrained rescuers sometimes result in two deaths.

What To Do If You Fall Through The Ice video: <http://www.youtube.com/watch?v=ysnKtuUTt8k>

LAKE MILTONA
ASSOCIATION
P. O. BOX 148
MILTONA, MINNESOTA 56354



PRSR FIRST
CLASS MAIL
U.S. POSTAGE
PAID
Permit No. 3876
Twin Cities, MN

Lake Miliona News

Inside this Newsletter...

- Treasurer,s Report
- 2013 Parade Winners
- Fundraiser Results
- Paid Memberships
- Annual Meeting 2014
- Lake Water Quality Mgmt
- Fundraiser Winners
- LMA Web Site Redesigned
- Fundraiser Donor List 2013
- Fish Stocking Report
- Ice Fishing Etiquette
- Ice Safety

2014 Calendar of Events

January 11	Directors Meeting	9:00 am
April 12	Directors Meeting	9:00 am
June 14	Annual Meeting	9:00 am
July 12	Directors Meeting	9:00 am
August 16	Annual Fundraiser	5-10:00 pm
October 11	Directors Meeting	9:00 am